

Release Notes for Netman 208

APP Version 1.12

(December 2025)

Brief

It is always recommended to upgrade to the latest available version of the firmware.

This update APP 1.12 is strongly related to the SYS 1.5 firmware: in case of older versions please update to the SYS 1.5 firmware, otherwise some unexpected behaviour may happen.



The **APP 1.12** firmware fixes some important vulnerabilities in the application.
Risk for not updating:

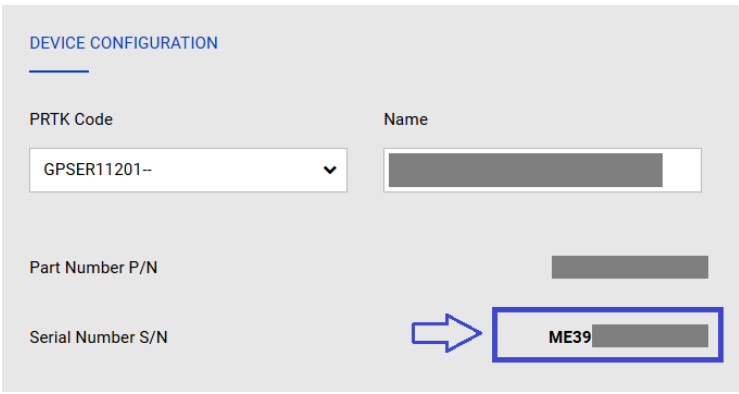
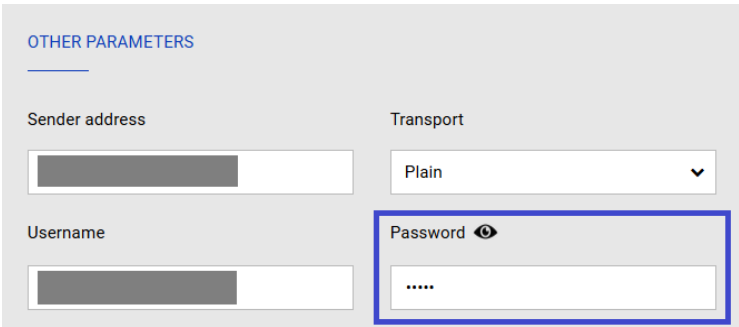
- exposition to new public vulnerabilities available targetting internal components of the Netman
- Modbus communication ineffective in some user cases



The **SYS 1.5** firmware fixes some other important vulnerabilities in the system.
Risk for not updating:

- exposition to known public vulnerabilities related to communications protocols and information disclosures

Brief list of New Features and changes

<p>Factory Serial Number (read from UPS) shown:</p> <ul style="list-style-type: none">- length 15 or 16 chars- alphanumeric A-Z 0-9 and space char	
<p>Email:</p> <ul style="list-style-type: none">- set new email max password length to 256 chars	

Minor fixes:

- Event Log download file / Fix for correct '**eventlog.csv**' filename downloaded
- Modbus internal pool logic fix

CVE and Security fix:

- Fix for unauthenticated SQL injection during login web
- Fix for remote command execution via arbitrary file upload
- Fix for Stored cross-site-scripting bug with banner section

Risks for not updating with APP 1.12:

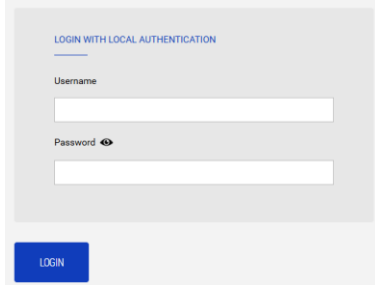
- exposition to new public vulnerabilities available targetting internal components of the Netman
- Modbus communication ineffective in some user cases

Update instructions

Before the update, check current version of firmware

Before the installation please check the current version in the Netman:

- **Login** via web to the Netman (Normal Mode) with current access

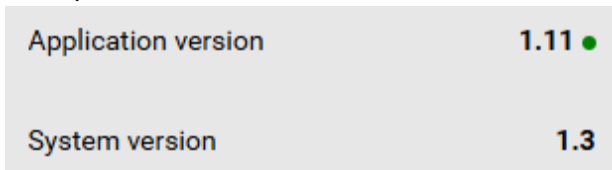


- click to “**SYSTEM OVERVIEW**”
- check for “**Application version**” older than APP **1.12**
- check for “**System version**”: if older than SYS **1.5** please consider the update to SYS 1.5 (please refer to Manufacturer web site for the firmware)



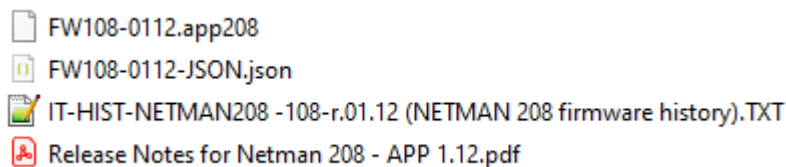
WARNING: uploading a new SYS firmware will reset all the configuration set by the user. Before updating the SYS firmware save all the parameters set for the final manual restoring of all the parameters after the updates

- example of older versions detected:



Download and unpack the firmware

- from the manufacturer web site the firmware can be found in the file “**FW108-0112 (FW B0439 Netman 208 - APP).zip**”
- unzip it to a folder and find the content:



- extract the firmware file “**FW108-0112 .app208**”
- if requested, for firmware verification, extract and upload the file “**FW108-0112-JSON .json**”

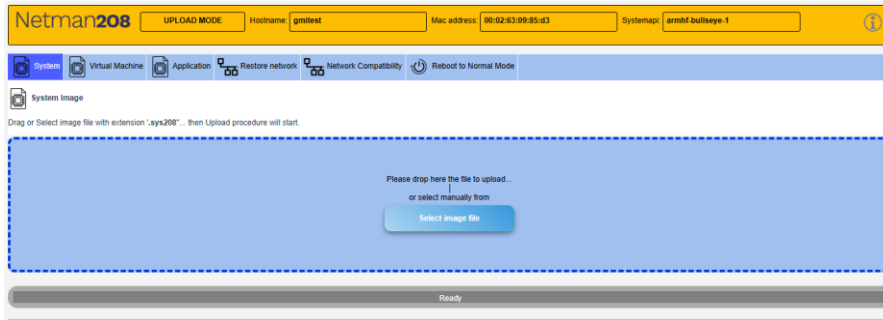
Access to **UPLOAD MODE**

- **Login** via web to the Netman
- click to “**ADMINISTRATION**” menu
- click to “**Firmware upgrade**” menu
- click to “**REBOOT FOR UPLOAD A FIRMWARE**” button and confirm “**YES**”



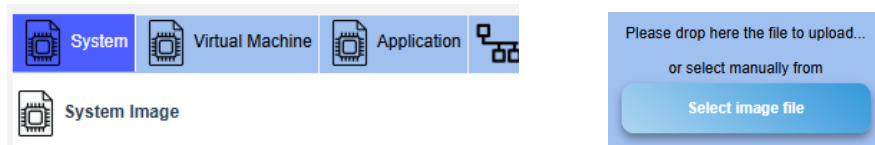
- Wait for the Netman rebooting in **UPLOAD MODE**

Upload firmware from **UPLOAD MODE**:

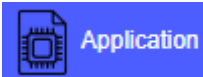


- from **UPLOAD MODE**, if needed, upload a new SYS update if older than **SYS 1.5**

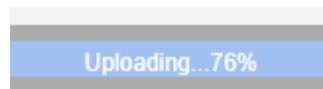
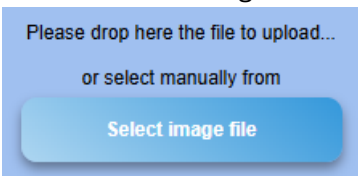
- o a new SYS firmware must be uploaded before the APP firmware
- o !!! uploading a new SYS will reset all the configuration set by the user
- o please refer to Manufacturer web site for the firmware



- for uploading the new APP 1.12 firmware click to “**Application**”



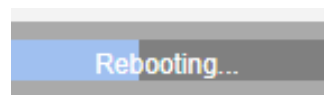
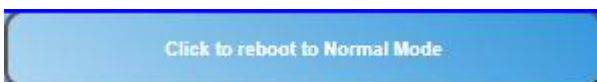
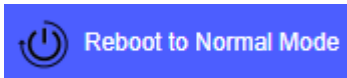
- then proceed to upload the the new firmware APP with a dropping action or with a click to the button “**Select image file**”:



- for the upload process details please read the *User Manual* of the Netman 208

After the firmware upload, reboot to **Normal Mode**

- from **UPLOAD MODE**, click to “**Reboot to Normal Mode**” menu



- wait for the reboot to **Normal Mode**

Verification of the new firmware uploaded

- **Login** via web to the Netman with “admin” / “admin” access
- click to “**SYSTEM OVERVIEW**”
- check for expected “**Application version**” equal to APP **1.12**
- if updated, check the “**System version**” equal to SYS **1.5**

Application version	1.12 ●
System version	1.5

- if SYS updated with new SYS 1.5, restore manually **all the previous configuration set** (it has been clean up uploading the new SYS)